

# Demonstration Kitchen at Vista Adult Education

File# 37-76

A#04-117933

Vista Adult Education – Sunset Campus

Vista Unified School District

Bid Number: V19200076PWBR

## ADDENDUM No. 1

September 16, 2019

The following is issued to supplement or revise the Contract Documents. The revisions to the documents are described below. Unless specifically changed by this addendum, the remainder of the drawings, documents, specifications, and bid date/time shall remain in effect as originally issued.

### CLARIFICATIONS

- Item #1. Door & Finish Schedule A-701
- a. Door ID's F02, F03, and F04 shall include a 36"x 30" tempered glass vision pane window.
- Item #2. Food Service Equipment Plan FS-1.0
- a. Food Service equipment items 14.0 and 14.1 shall be owner furnished and contractor installed.

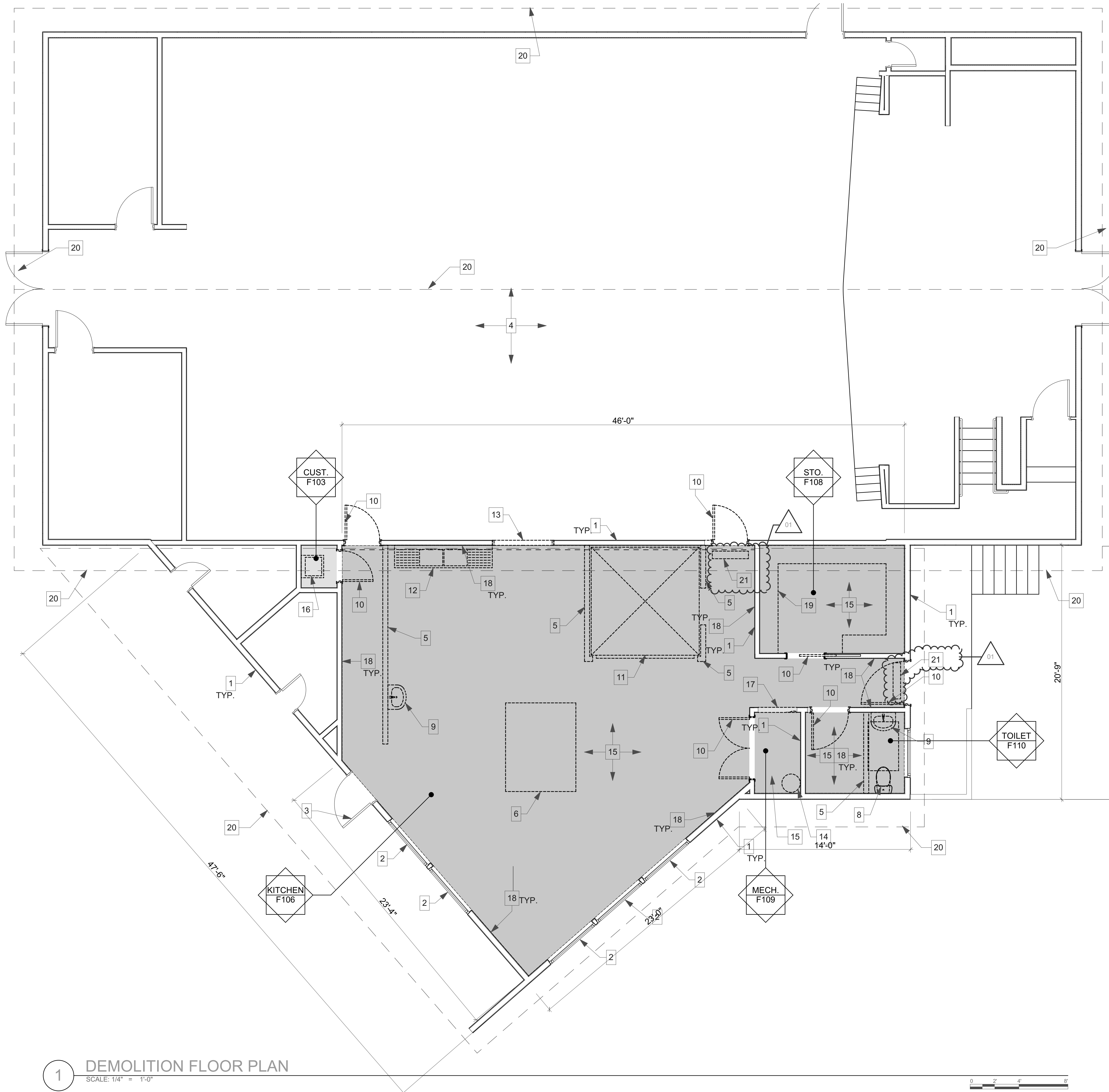
### DRAWINGS

- Item #3. REVISION – Demolition Floor Plan AD-101
- a. Provided keynote 21 reading, *"Demo and remove existing overhead fans."* Located overhead fans on plan. Refer to attached drawing AD-101.
- Item #4. REVISION – Reflected Ceiling Plan A-202
- a. Addition of 12" deep soffit framing around existing windows. Refer to attached drawing A-202.

Attachments: Revision/Clarification drawings: AD-101, A-202




T:\ASDG Projects\Active Projects\17-049 Vista Adult Education Demonstration Kitchen\Arch\CAD\Vista Adult ED Demonstration Kitchen.pln



### NOTES

1. EXISTING WALL TO REMAIN.
2. EXISTING WINDOW TO REMAIN.
3. EXISTING DOOR AND FRAME TO REMAIN.
4. EXISTING MULTIPURPOSE ROOM TO REMAIN.
5. DEMO AND REMOVE PORTION OF EXISTING WALL.
6. DEMO AND REMOVE EXISTING KITCHEN HOOD. PATCH AND REPAIR CEILING AND ROOF AS REQUIRED TO MATCH EXISTING.
7. DEMO AND REMOVE PORTION OF EXISTING HARD LID CEILING AS REQUIRED BY NEW KITCHEN HOOD - REFER TO FOOD SERVICE DRAWINGS.
8. DEMO AND REMOVE EXISTING TOILET - REFER TO PLUMBING DRAWINGS
9. DEMO AND REMOVE EXISTING LAVATORY - REFER TO PLUMBING DRAWINGS.
10. DEMO AND REMOVE EXISTING DOOR, FRAME AND TRIM. PATCH AND REPAIR AS REQUIRED.
11. DEMO AND REMOVE EXISTING WALK IN COOLER ALONG WITH ALL UTILITY SERVICES.
12. DEMO AND REMOVE EXISTING KITCHEN SINK.
13. DEMO AND REMOVE EXISTING SERVICE WINDOW. PATCH AND REPAIR TO MATCH EXISTING.
14. REMOVE EXISTING WATER HEATER - REFER TO PLUMBING DRAWINGS FOR NEW WATER HEATER.
15. DEMO AND REMOVE PORTION OF EXISTING CONC. SLAB AS INDICATED BY SHADED AREA FOR NEW IMPROVEMENTS - REFER TO NEW WORK FLOOR PLAN AND STRUCTURAL DRAWINGS.
16. DEMO AND REMOVE EXISTING WALL MOUNTED MOP SINK. PATCH AND REPAIR WALL AS REQUIRED - REFER TO PLUMBING AND FOOD SERVICE DWG'S.
17. DEMO AND REMOVE PORTION OF EXISTING WALL. PREP. OPENING FOR NEW DOOR - REFER TO NEW WORK FLOOR PLAN.
18. REMOVE EXISTING WALL FINISH MATERIAL INCLUDING GYP. BOARD, MOULDING, TRIMS AND WALL MOUNTED FIXTURES. EXISTING STUDS TO REMAIN.
19. DEMO AND REMOVE EXISTING WOOD SHELVING.
20. DASHED LINE INDICATES ROOF ABOVE
21. DEMO AND REMOVE EXISTING OVERHEAD FANS.

**AlphaStudio Design Group**



6152 Innovation Way  
 Carlsbad, 92009  
 760-431-2444  
 www.alphastudio-design.com

ARCHITECT OF RECORD



### WALL LEGEND

- EXISTING WALL TO REMAIN.
- PORTION OF NON-BEARING WALL TO BE DEMOLISHED AND REMOVED. PATCH AND REPAIR AS REQUIRED BY NEW WORK.

### GENERAL NOTES

1. REFER TO SHEET T-001 FOR GENERAL DEMOLITION NOTES.
2. REFER TO STRUCTURAL, MECHANICAL, PLUMBING AND ELECTRICAL DRAWINGS FOR SELECTIVE DEMOLITION REQUIREMENTS FOR EACH RESPECTIVE BUILDING SYSTEM.
3. REFER TO HAZARDOUS MATERIALS ABATEMENT DOCUMENTS FOR THE SCOPE OF WORK AND ALL REMOVAL / DISPOSAL REQUIREMENTS FOR THOSE MATERIALS.
4. ALL ABATEMENT WORK SHALL BE COMPLETED PRIOR TO SELECTIVE DEMOLITION AS SHOWN AND NOTED ON THESE PLANS.
5. REMOVE ALL TOILET ACCESSORIES IN RESTROOMS TO BE DEMOLISHED.

**DEMOLITION KITCHEN**  
 VISTA ADULT EDUCATION  
 510 Sunset Dr  
 VISTA, CALIFORNIA 92081  
 VISTA UNIFIED SCHOOL DISTRICT  
 1234 Arcadia Ave. VISTA, CALIFORNIA 92084

#### REVISIONS

MARK	DATE	DESCRIPTION
	9/16/2019	Addendum 01

PROJECT NO: 17-049  
 MODEL FILE:  
 Vista Adult ED Demonstration Kitchen.pln  
 SHEET TITLE

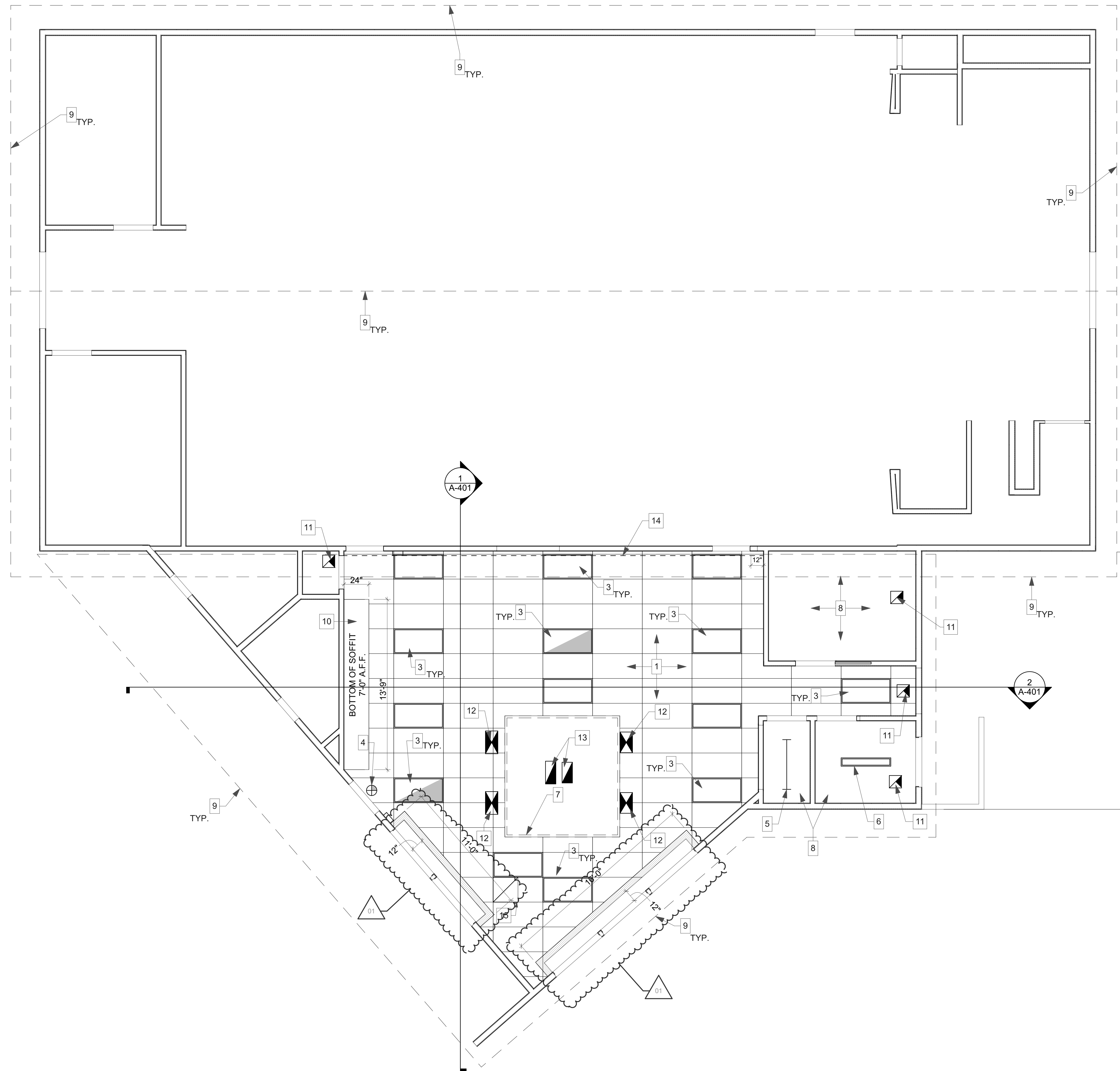
**DEMOLITION FLOOR PLAN**

**AD-101**

**1 DEMOLITION FLOOR PLAN**  
 SCALE: 1/4" = 1'-0"



T:\ASDG Projects\Active Projects\17-049 Vista Adult Education Demonstration Kitchen\ArchCAD\Vista Adult ED Demonstration Kitchen.pln




1 REFLECTED CEILING PLAN  
SCALE: 1/4" = 1'-0"

## NOTES

1. NEW ACOUSTICAL TILE CEILING IN SUSPENDED T-BAR GRID - REFER TO SHEETS A-604 & A-605 FOR DETAILS.
2. NEW MECHANICAL REGISTER - REFER TO MECHANICAL DRAWINGS.
3. NEW LED LIGHT FIXTURE - REFER TO ELECTRICAL DRAWINGS.
4. NEW SURFACE MOUNTED SELF LUMINOUS EXIT SIGN MOUNT ABOVE DOOR. GREEN STENCIL, 20YR. LIFE, AND PLASTIC WHITE FRAME - REFER TO ELECTRICAL DWG'S.
5. NEW SURFACE MOUNTED STRIP LED LIGHT FIXTURE - REFER TO ELECTRICAL DRAWINGS.
6. NEW FLUSH MOUNTED LED LIGHT FIXTURE - REFER TO ELECTRICAL DRAWINGS.
7. NEW KITCHEN HOOD - REFER TO ELECTRICAL DWG'S.
8. EXISTING HARD LID CEILING TO REMAIN.
9. DASHED LINE INDICATES ROOF LINE ABOVE.
10. LOCATION OF NEW GYP. BD. SOFFIT - REFER TO MECH. DWGS.
11. MECHANICAL SOFFIT - REFER TO MECH. DWGS.
12. NEW MECHANICAL REGISTER - REFER TO MECHANICAL DRAWINGS.
13. NEW SUPPLY AIR DUCT - REFER TO MECHANICAL DRAWINGS.
14. NEW GREASE EXHAUST DUCT - REFER TO MECHANICAL DRAWINGS.
15. DASHED LINE INDICATES FIXED END OF CEILING.
16. NEW MECHANICAL RETURN - REFER TO MECH. DRAWINGS.

AlphaStudio Design Group



6152 Innovation Way  
Carlsbad, 92009  
760-431-2444  
www.alphastudio-design.com

ARCHITECT OF RECORD



## GENERAL NOTES

1. SEE SHEETS A-604 & A-605 FOR TYPICAL SUSPENDED ACOUSTICAL CEILING NOTES AND DETAILS.
2. REFER TO THE FINISH SCHEDULE AND THE SPECIFICATIONS FOR LOCATIONS AND DESCRIPTION OF VARIOUS ACOUSTICAL CEILING TYPES.
3. REFERENCE DETAIL 2.12/A-604 FOR TYPICAL SUSPENDED CEILING LAYOUT.
4. REFERENCE DETAIL 2.60/A-604 FOR PERIMETER ANGLE ATTACHMENT.
5. REFERENCE DETAIL 2.80/A-604 FOR LIGHT FIXTURE ATTACHMENT.
6. REFERENCE DETAILS 4.11 - 4.35/A-605 FOR HANGER WIRE ATTACHMENT.
7. PROVIDE ACCESS PANELS WITHIN GYPSUM BOARD CEILING AS REQUIRED TO ACCESS MECHICAL AND PLUMBING EQUIPMENT. REFER TO SPECIFICATIONS.
8. REFER TO FINISH SCHEDULE FOR CEILING HEIGHTS.

**DEMONSTRATION  
KITCHEN**  
VISTA ADULT EDUCATION  
510 Sunset Dr  
VISTA, CALIFORNIA 92081  
VISTA UNIFIED SCHOOL DISTRICT  
1234 Arcadia Ave, VISTA, CALIFORNIA 92084

### REVISIONS

MARK	DATE	DESCRIPTION
△	9/16/2019	Addendum 01

PROJECT NO: 17-049

MODEL FILE:  
Vista Adult ED Demonstration Kitchen.pln

SHEET TITLE

REFLECTED CEILING  
PLAN

A-202